

SPQRC Communication Board

Hy-Grade Precast Concrete



WHAT IS SPQRC

- SPQRC is a daily, monthly, yearly data tracking tool that takes a snap shot of a company's performance with regards to
- SAFETY
- PEOPLE
- QUALITY
- REACTION TO SCHEDULES
- COST's



Board Layout

SPQRC BOARD LAYOUT

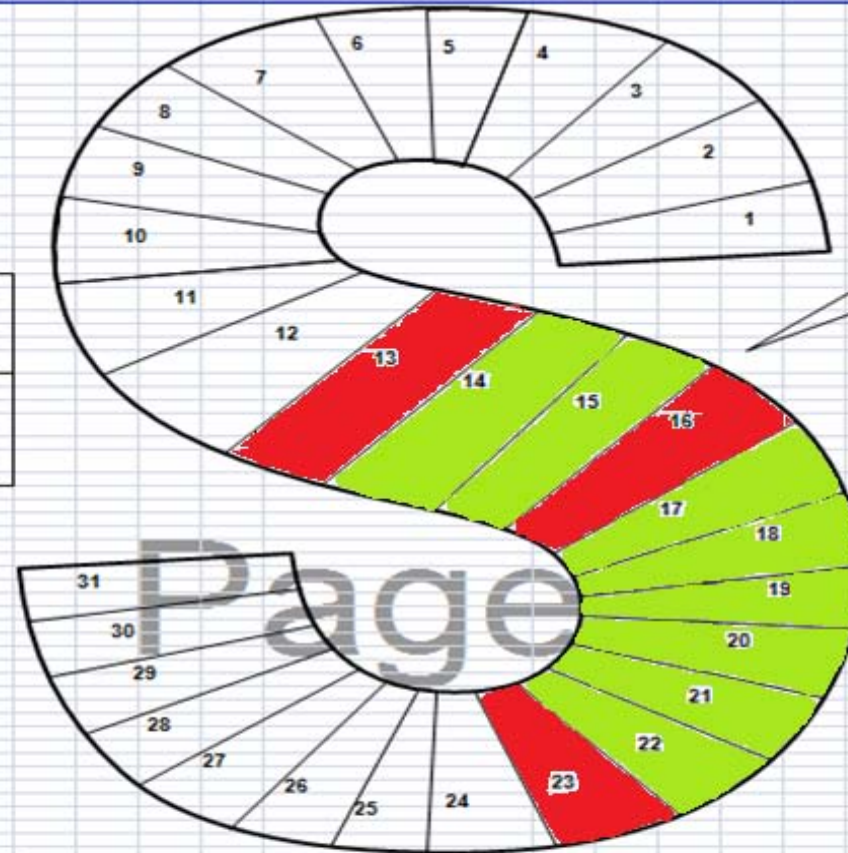
SAFETY	PEOPLE	QUALITY	REACTION	COST
S S S S	P P P P	Q Q Q Q	R R R R	C C C C
SAFETY - PER DAY	PEOPLE - PER DAY	QUALITY - PER DAY	REACTION - PER DAY	COST - PER DAY
DAY TO DAY AVG/TOTAL SHOWING GOALS	DAY TO DAY AVG/TOTAL SHOWING GOALS	DAY TO DAY AVG/TOTAL SHOWING GOALS	DAY TO DAY AVG/TOTAL SHOWING GOALS	DAY TO DAY AVG/TOTAL SHOWING GOALS
SAFETY - YEAR TO DATE	PEOPLE - YEAR TO DATE	QUALITY - YEAR TO DATE	REACTION - YEAR TO DATE	COST - YEAR TO DATE
MONTHLY AVG/TOTAL SHOWING GOALS	MONTHLY AVG/TOTAL SHOWING GOALS	MONTHLY AVG/TOTAL SHOWING GOALS	MONTHLY AVG/TOTAL SHOWING GOALS	MONTHLY AVG/TOTAL SHOWING GOALS
SAFETY - CORRECTIVE ACTION	PEOPLE - CORRECTIVE ACTION	QUALITY - CORRECTIVE ACTION	REACTION - CORRECTIVE ACTION	COST - CORRECTIVE ACTION
CORRECTIVE ACTIONS S	CORRECTIVE ACTIONS P	CORRECTIVE ACTIONS Q	CORRECTIVE ACTIONS R	CORRECTIVE ACTIONS C

DAILY TRACKING

MONTH: JANUARY, 2012

TARGET: 0 ACCIDENTS OR INCIDENTS

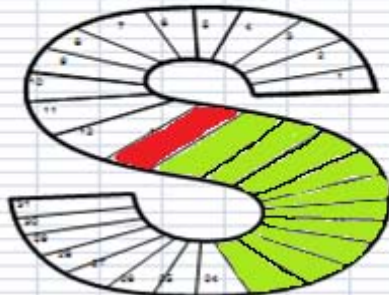
LEGEND: GREEN = INCIDENTS
RED = 1 OR MORE INCIDENTS



The large letter is the sum of the smaller letters which represent shifts or teams. If one of the smaller letters is red for the day then the large letter will be red for the day.

The small letters are for each shift or team. You may add or delete these as required.

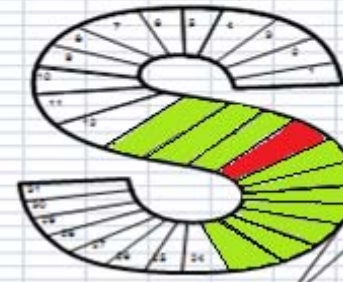
Descriptions as required



Team "A"



Team "B"

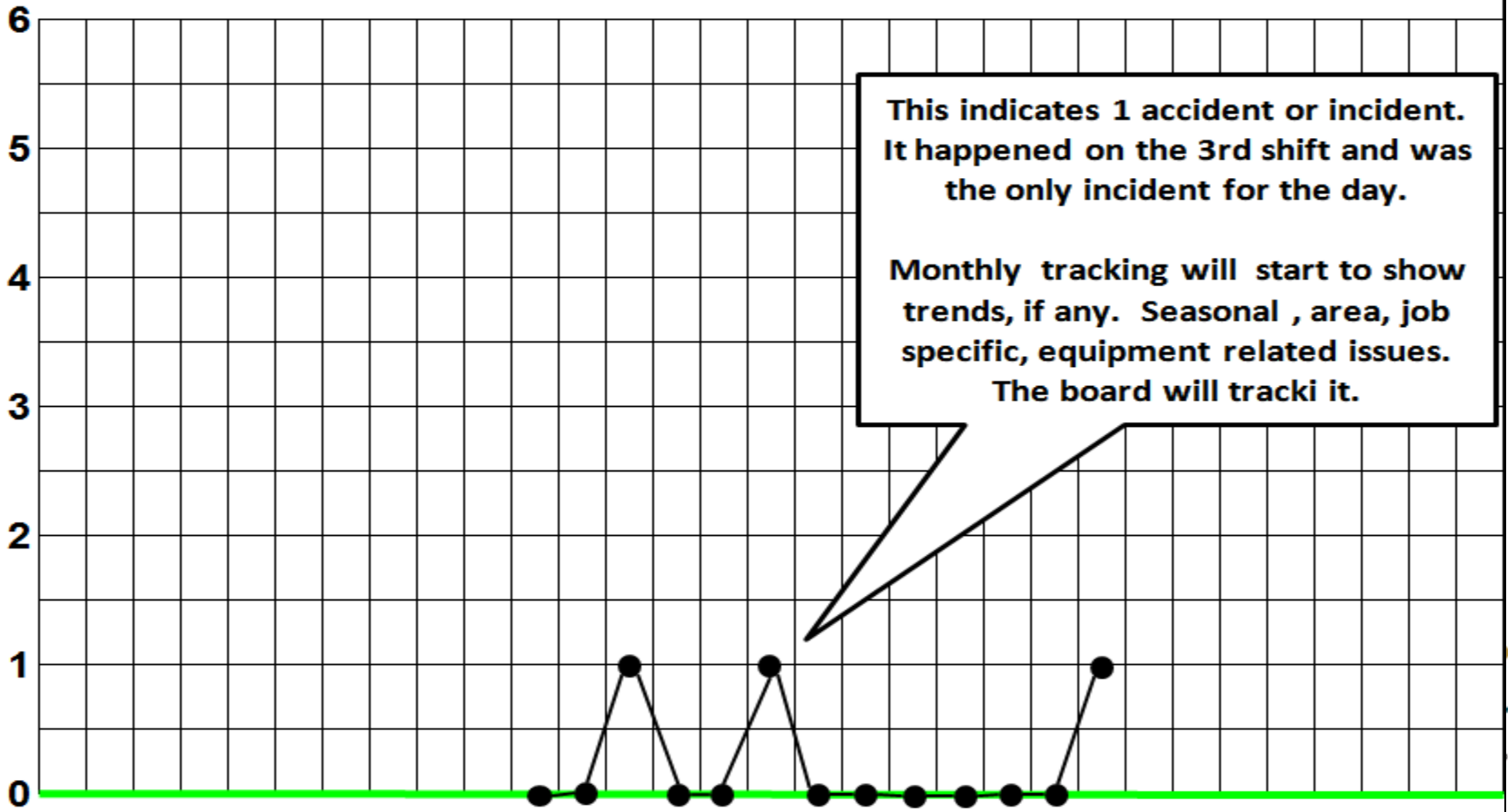


Team "C"

Monthly Tracking

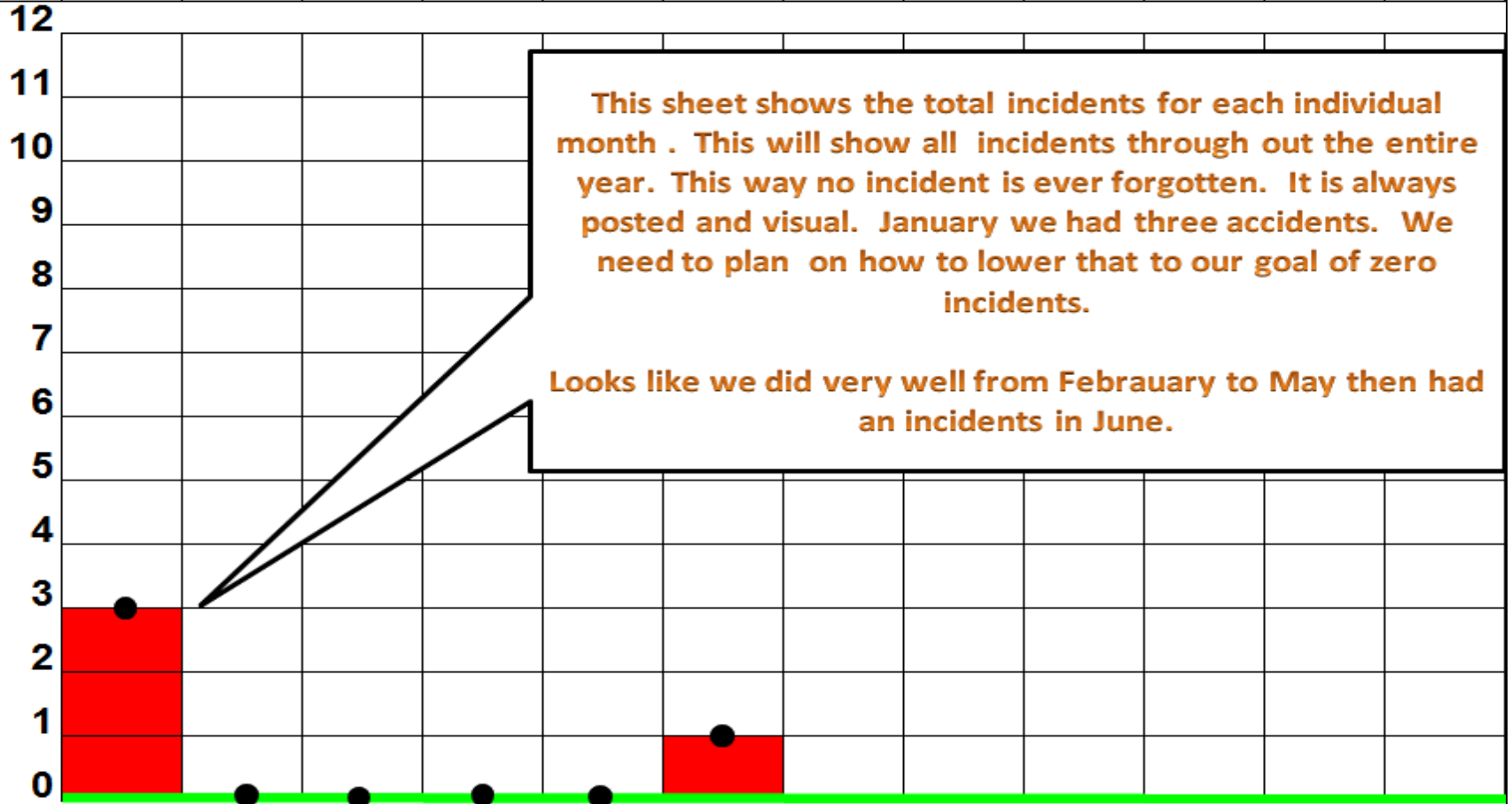
SAFETY GOAL - 0 Incidents										HY-GRADE										Month		Jan-12									
Day	1	2	3	4	5	6	7	8	9	10	11	12	13	14	15	16	17	18	19	20	21	22	23	24	25	26	27	28	29	30	31
TEAM A											0	0	1	0	0	0	0	0	0	0	0	0	0	0							
TEAM B											0	0	0	0	0	0	0	0	0	0	0	0	0	0	1						
TEAM C											0	0	0	0	0	1	0	0	0	0	0	0	0	0	0						
TOTAL											0	0	1	0	0	1	0	0	0	0	0	0	0	0	1						

EXAMPLE



Annual Tracking

HY-GRADE												Year	2012
Month	January	February	March	April	May	June	July	August	September	October	November	December	
TEAM A	1	0	0	0	0	0							
TEAM B	1	0	0	0	0	1							
TEAM C	1	0	0	0	0	0							
TOTAL	3	0	0	0	0	1							



Corrective Actions

Corrective Actions

SAFETY, PEOPLE, QUALITY, REACTION, COST

DATE	SHIFT	ISSUE DESCRIPTION	ISSUE CAUSE ANALYSIS	CORRECTIVE ACTION	CHAMPION	ASSIGNED DATE	COMPLETED DATE	COMPLETED Y/N
Jan 13/12	A	EE in satir department cut his finger.	EE was not waering the proper gloves for the job.	Re-instruct EE about wearing the proper PPE and remind all teams to wear proper PPE for the job.	Supervisor: Josh	Jan 13th	Jan 13th	Yes
Jan 16/12	C	EE was climbing ladder up to the old mixer silo and hit the top of his on an I-beam.	The I-beam is not visible when climbing up.	Installed a sign at the bottom of the ladder warning about the beam above. Also installed padding on the beam.	Supervisor: Richard	Jan 16th	Jan 17th	Yes
Jan 23/12	B	EE slipped in yard while moving propane tank	yard is slippery due to ice and snow.	Called contract salting company to salt the yard to try and eliminate ice build up. Spoke with all EE's about yard safety and becarefull while traversing the yard.	Supervisor: Ted	Jan 23rd	Jan 24th	Yes

The first incident could have been avoided the EE was wearing the correct PPE. This is a behavioral incident. Since it did happen we will now inform the entire plant to always the correct PPE for the job.

The second incident also has a corrective action plan. There will be a sign installed warning of the I-beam above and the I-beam will be padded with a cushion. Incase the the next person doesn't read the sign and bumps his head.

These corrective action plans will be posted on the board for the enitre year. If corrective actions are done properly then none of these incidents should happen again.

Example of Hy-Grades Board

